

# Village of Cary

## Financial Report

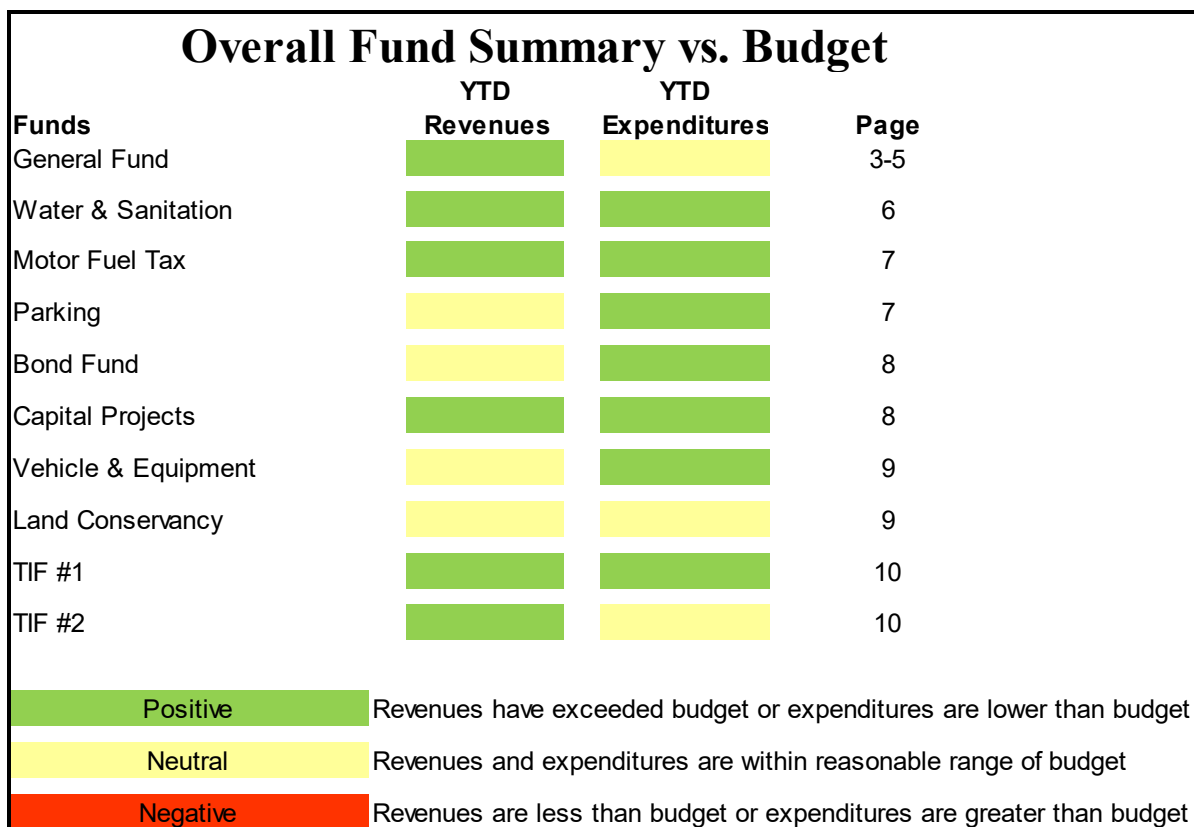
### Fiscal Year 2021/2022

#### For Eleven Months Ended March 31, 2022

The following report highlights the financial position of the Village of Cary for the period beginning May 1, 2021 through March 31, 2022 (11 *months ~ 92% of year*) with an analysis on actual revenues and expenditures compared to our fiscal year 2021/2022 budget and compared to actual revenues and expenditures from the previous fiscal year.

#### Overall Fund Summary

The following chart highlights each of the Village Funds and how the YTD revenues and expenditures compare to budget:



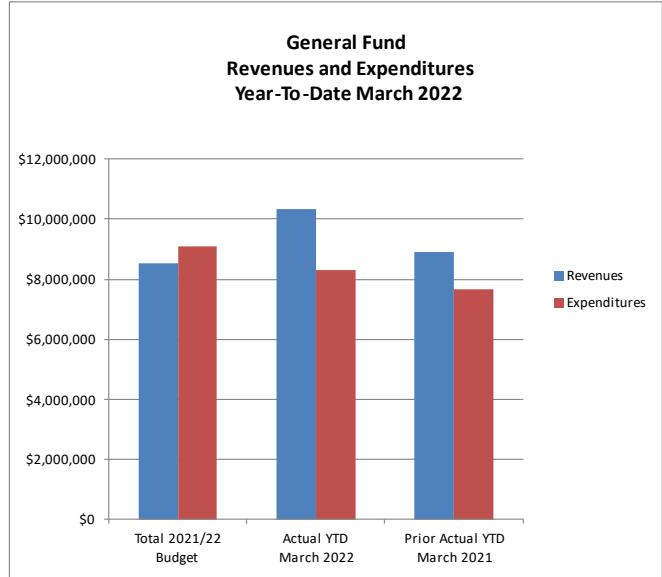
The following table details the revenues and expenditures for all the Village funds for the eleven months ended March 31, 2022. Staff is pleased to report that overall fund expenditures are within the overall target range of 92% of the budget.

**REVENUE & EXPENDITURES - BY FUND**  
**FISCAL YEAR 2022**  
**ELEVEN MONTHS ENDED MARCH 2022**  
**PERCENTAGE OF YEAR COMPLETED: 92%**

|                                     | <b>ACTUAL</b>  | <b>BUDGET</b>  | <b>% OF</b>   | <b>FY 2022</b> |
|-------------------------------------|----------------|----------------|---------------|----------------|
|                                     | <b>YTD</b>     | <b>YTD</b>     | <b>BUDGET</b> | <b>BUDGET</b>  |
| <b>General</b>                      |                |                |               |                |
| Revenue                             | 10,333,760.83  | 7,819,734.08   | 121.14%       | 8,530,619.00   |
| Expenditures                        | 8,291,697.05   | (8,347,370.17) | -91.06%       | (9,106,222.00) |
| <b>Water &amp; Sanitation</b>       |                |                |               |                |
| Revenue                             | 4,213,681.71   | 4,042,958.33   | 95.54%        | 4,410,500.00   |
| Expenses                            | (4,718,627.98) | (6,011,415.67) | 71.95%        | (6,557,908.00) |
| <b>Motor Fuel Tax</b>               |                |                |               |                |
| Revenue                             | 1,099,760.42   | 1,055,211.67   | 95.54%        | 1,151,140.00   |
| Expenditures                        | (1,014,637.59) | (1,297,083.33) | 71.71%        | (1,415,000.00) |
| <b>Parking</b>                      |                |                |               |                |
| Revenue                             | 150,184.30     | 166,833.33     | 82.52%        | 182,000.00     |
| Expenses                            | (544,682.63)   | (581,350.92)   | 85.88%        | (634,201.00)   |
| <b>Bond Fund</b>                    |                |                |               |                |
| Revenue                             | 577,419.65     | 570,625.00     | 92.76%        | 622,500.00     |
| Expenditures                        | (7,895,095.06) | (9,157,820.83) | 79.03%        | (9,990,350.00) |
| <b>Capital Projects Fund</b>        |                |                |               |                |
| Revenue                             | 791,055.92     | 429,366.67     | 168.88%       | 468,400.00     |
| Expenditures                        | (595,627.45)   | (976,983.33)   | 55.89%        | (1,065,800.00) |
| <b>Building Fund</b>                |                |                |               |                |
| Revenue                             | 305.95         | 1,833.33       | 15.30%        | 2,000.00       |
| Expenditures                        | (196,000.00)   | (179,666.67)   | 100.00%       | (196,000.00)   |
| <b>Vehicle &amp; Equipment Fund</b> |                |                |               |                |
| Revenue                             | 635.98         | 33,000.00      | 1.77%         | 36,000.00      |
| Expenditures                        | (84,711.38)    | (106,333.33)   | 73.03%        | (116,000.00)   |
| <b>Land Conservancy Fund</b>        |                |                |               |                |
| Revenue                             | 740.40         | 9,166.67       | 7.40%         | 10,000.00      |
| Expenditures                        | (145,000.00)   | (132,916.67)   | 100.00%       | (145,000.00)   |
| <b>T.I.F. #1</b>                    |                |                |               |                |
| Revenue                             | 179,095.25     | 163,613.08     | 100.34%       | 178,487.00     |
| Expenditures                        | -              | -              | -             | -              |
| <b>T.I.F. #2</b>                    |                |                |               |                |
| Revenue                             | 31,079.42      | 25,208.33      | 113.02%       | 27,500.00      |
| Expenditures                        | -              | (52,983.33)    | -             | (57,800.00)    |

## General Fund Summary

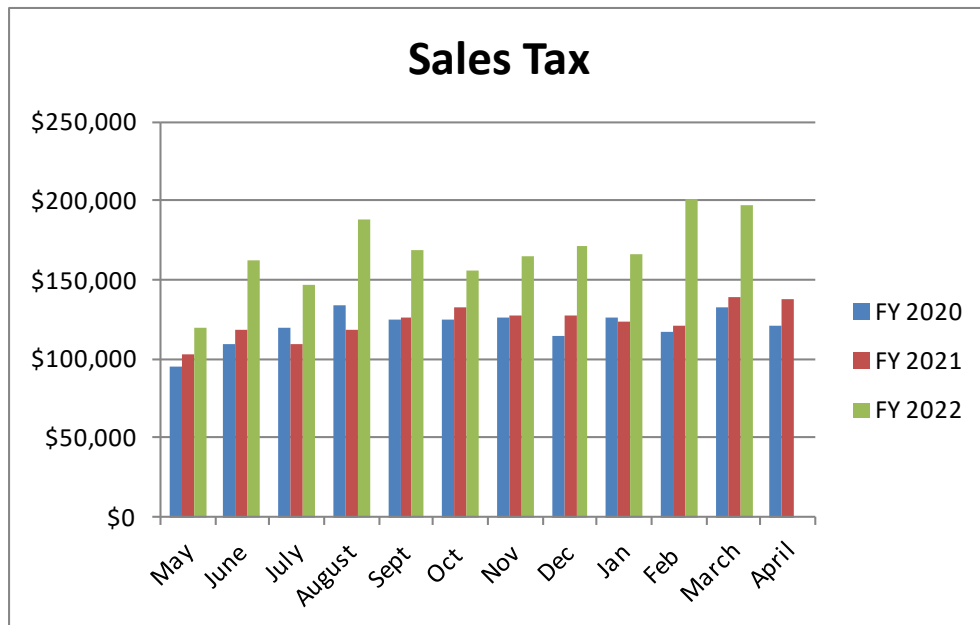
At March 2022, the Village's General Fund actual revenues of \$10,333,761 were \$2,042,064 in excess of the actual expenditures of \$8,291,697. In the prior fiscal year, the revenues were \$1,245,304 in excess of the actual expenditures. The budget-to-actual comparison indicates that revenues collected are 121.1% of budgeted revenues while actual expenditures are 91% of budgeted expenditures. Explanations for any budget variances will be found on the following pages.




## General Fund Revenues

**Property Taxes** - The Village has collected 100.2% or \$2,805,712 of the \$2,797,401 budgeted property taxes.

**Sales Taxes** – Year to date sales tax revenues of \$1,842,110 are currently trending higher than the same time last year and came in above the target with the current YTD budget of \$1,391,500. The following bar graph depicts the amount collected on a monthly basis in Fiscal Year 2022 in comparison to the same month in prior Fiscal Year 2020 and 2021.



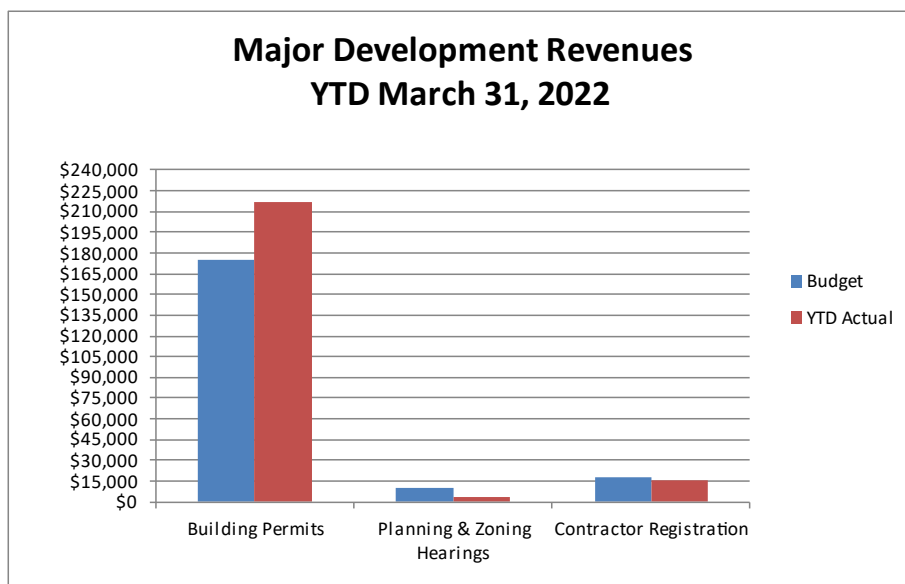
**Income Taxes** – As of March 2022, income tax revenue of \$2,322,264 is 125.0% of budget, which is above target with the current budget of \$1,857,167.



**Local Use Taxes** – As of March 31, 2022, local use tax revenue of \$640,896 is 78.8% of the budgeted amount of \$813,059.

**Licenses** – Through March 2022, the Village has collected \$32,721 of the budgeted License revenues of \$88,500.

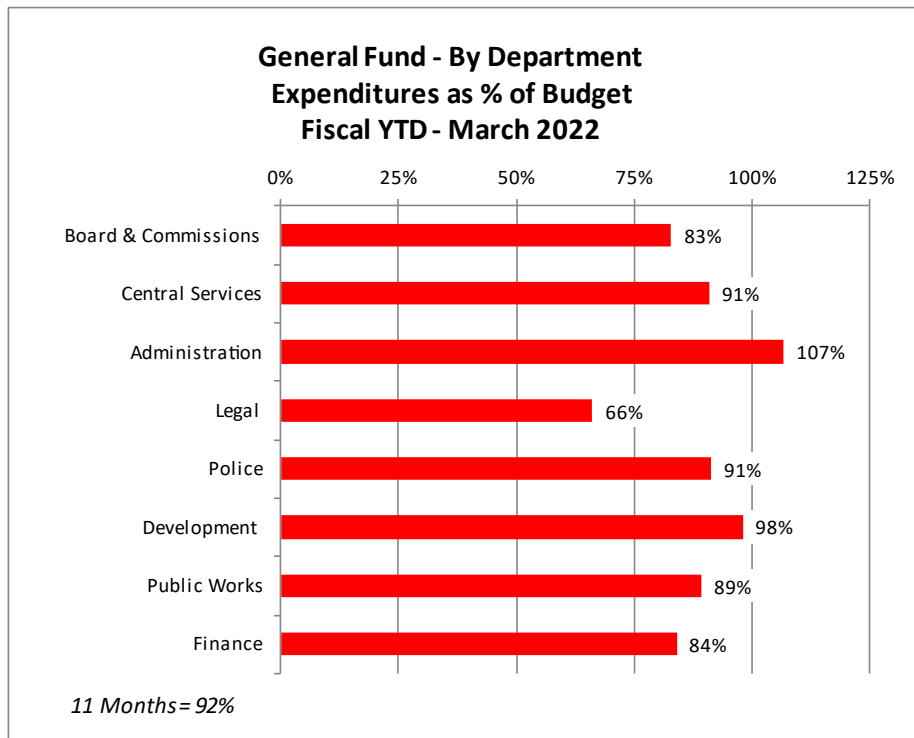
**Development Revenue** – The total YTD Development Revenue of \$245,225 is 117.8% of budget. Other Permits and Plan review have been consolidated into building permits based on the budget approved. The top three budgeted development items recorded the following actual vs. budget:



**Fines/Fees** – In the category of Fines/Fees, the Village has received \$107,433 or 114.9% of the budgeted revenue compared to \$77,358 for the same eleven-month period last year.

**Other Revenues** – Overall, the Other Revenue category is over budget, as the Village has collected 229% of these budgeted revenues. The increase in revenue is due to the Village receiving the first of two installments from American Rescue Plan Act (ARPA) in the amount of \$1,229,321. Telecommunication Tax revenue of \$200,611 (74.3% of Budget) is less than the prior year actual of \$244,712 for the same eleven-month period.

**General Fund Expenditures**

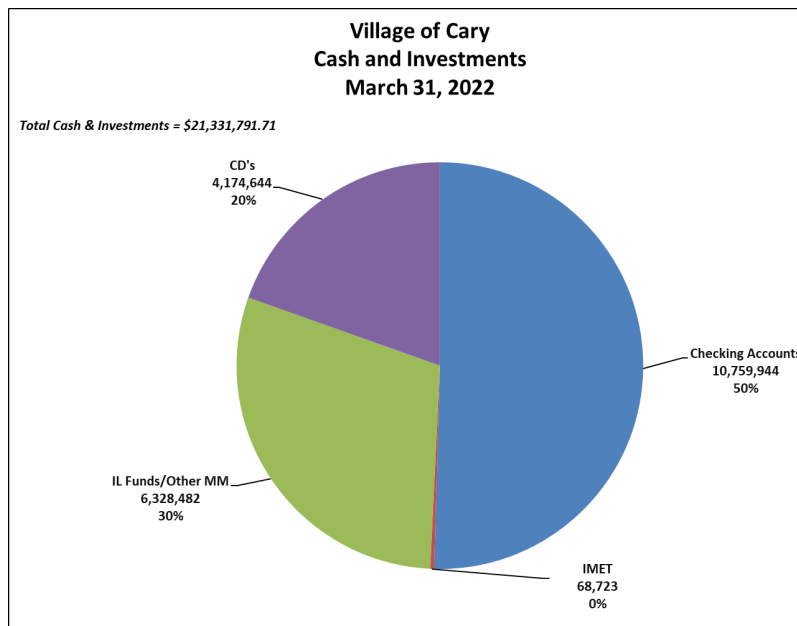


Total General Fund expenditures are budgeted at \$9,106,222 (\$196,000 transferred to Capital Projects Fund) for the entire fiscal year. The actual expenditures through March 31, 2022, are \$8,291,697 or 91% of budget. Last year, actual expenditures through March 31, 2021, were \$7,645,066.

The chart above details each Village Department’s year to date expenditures as a percentage of their 2021/2022 General Fund budget.

As of March 31, 2022, or eleven months into the fiscal year, almost all the Village departments are at or under the expected spending level of 92% of budget.

## Cash and Investments

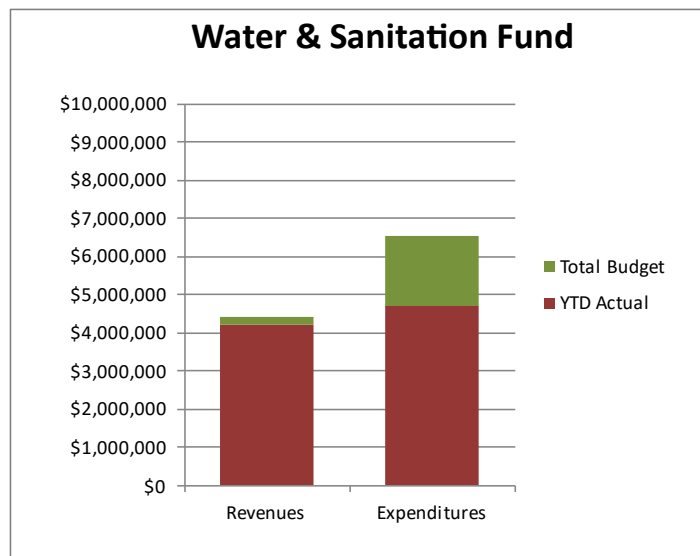


As the above chart depicts, on March 31, 2022, the Village has total cash and investments of \$21,331,792 compared to \$28,046,981 at the same period as last year. Cash and investments are diversified in various fixed income options such as CD's, Money Markets and governmental pooled investment accounts with yields ranging from .20% - 1.05%. While cash flows and maturity lengths/returns are always being analyzed, the safety and liquidity of the Village's cash and investment balances are the two primary considerations of any investment decision.

## Water & Sanitation Fund

Water & Sanitation revenue is budgeted at \$4,410,500 for the entire fiscal year. Through March 31, 2022, the actual revenues are \$4,213,682 (95.5% of budget) compared to \$3,989,399 for the same eleven-month period last year.

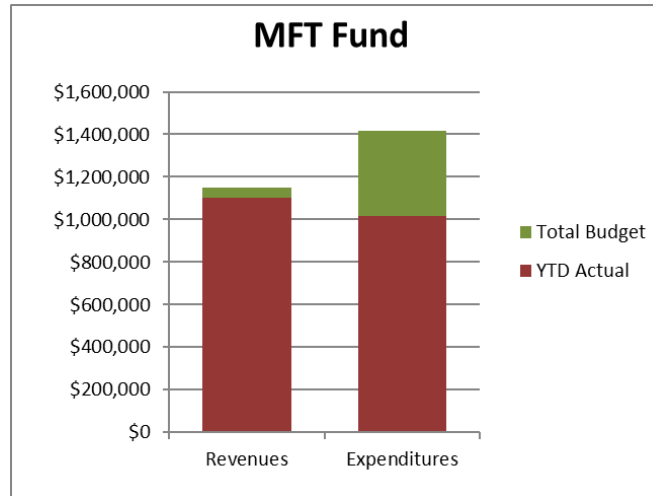
Water & Sanitation actual expenditures through March total \$4,718,628 or 71.9% of budget compared to \$4,318,897 for the same eleven-month period last year. Expenditures through March 2022 include \$1,100,000 of depreciation.



### **Motor Fuel Tax (MFT) Fund**

The MFT revenue is budgeted at \$1,151,140 the majority of which is the MFT Tax Allotment (\$718,964). The year-to-date MFT revenue is currently at \$1,099,760 or 95.5% of budget.

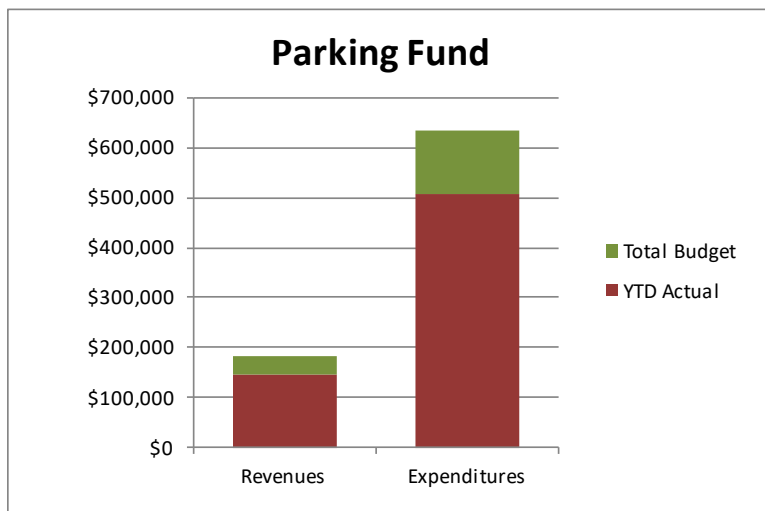
The MFT Fund has budgeted expenditures of \$1,415,000 for the entire fiscal year. There are \$1,014,638 MFT expenses as of March 31st.



### **Parking Fund – Metra Commuter Parking Lots**

Parking Fund revenue is budgeted at \$182,000 for the entire fiscal year. Through March 31, 2022 the actual revenues are \$150,184 or 82.5% of budget.

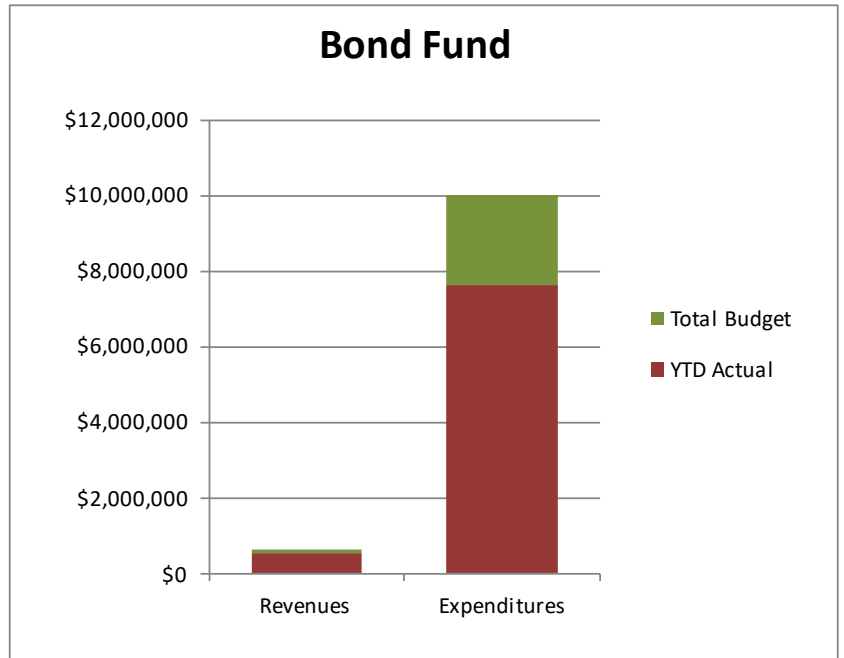
Total expenditures are \$544,863 or 85.9% of the total \$634,201 budget compared to \$437,549 at the same time last year. The budget for the Parking/Pedestrian Improvements is \$400,000.



**2020 Bond Fund**

2020 Bond Fund Revenues for the year are budgeted at \$622,500 which is almost entirely Electric Utility Tax. The total electric utility tax equals \$576,363 or 93.7% of budget compared to \$566,484 for the same eleven-month period last year.

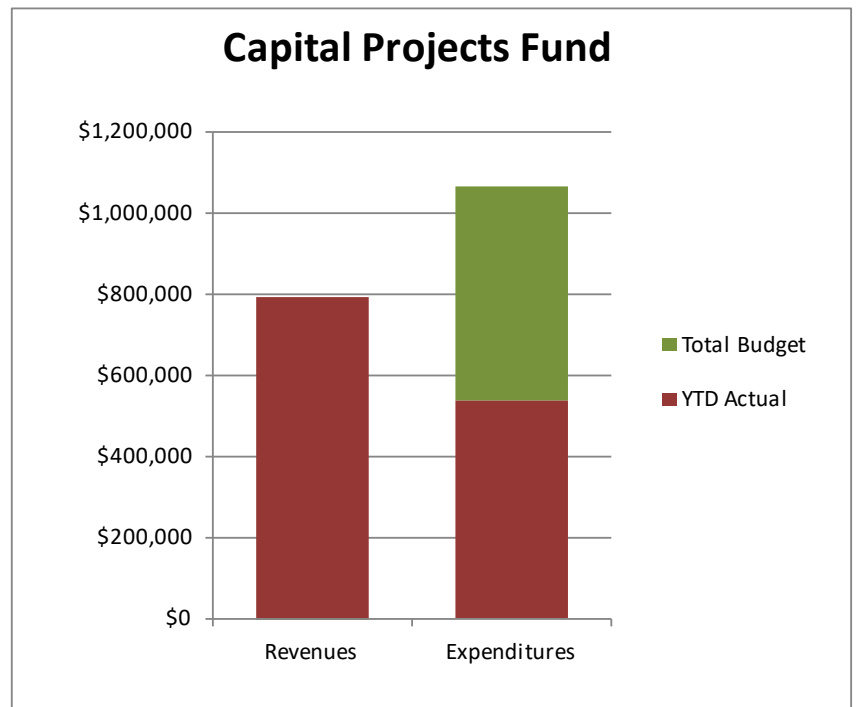
The Bond Fund has \$9,990,350 of budgeted expenditures for the entire fiscal year. The total expenditures are \$7,895,095 as of March 31st, 2022. These expenditures are for the construction of the new village hall/police facility.



**Capital Projects Fund**

The Capital Projects Fund has a total Revenue budget of \$468,400. As of March 31, 2022, revenue received is \$791,056.

The total expenditure budget for the year totals \$1,065,800 of which the Village has expended \$595,627.





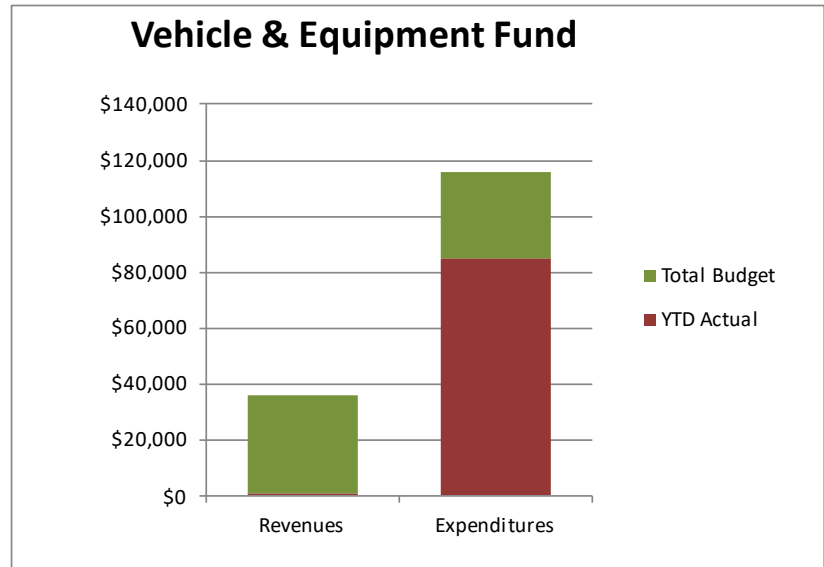
## **Building Fund**

On May 13, 2014, the Village Board approved to establish the Municipal Building Fund to allow for the transfer of existing funds or deposit one-time revenue (e.g. the sale of existing Village property) into this fund at any time during the year. In addition, according to the Village's Fund Balance Policy, each spring during the budget process, the Village Board would have authority to transfer any unassigned general fund balance in excess of 45% to the Municipal Building Fund or other Village Fund. This Fund shall be used solely for the purpose of design, construction or financing related to the construction of a new municipal facility.

## **Vehicle & Equipment Fund**

The Vehicle & Equipment Fund has a total revenue budget of \$36,000. As of March 31, 2022, revenue received is \$636.

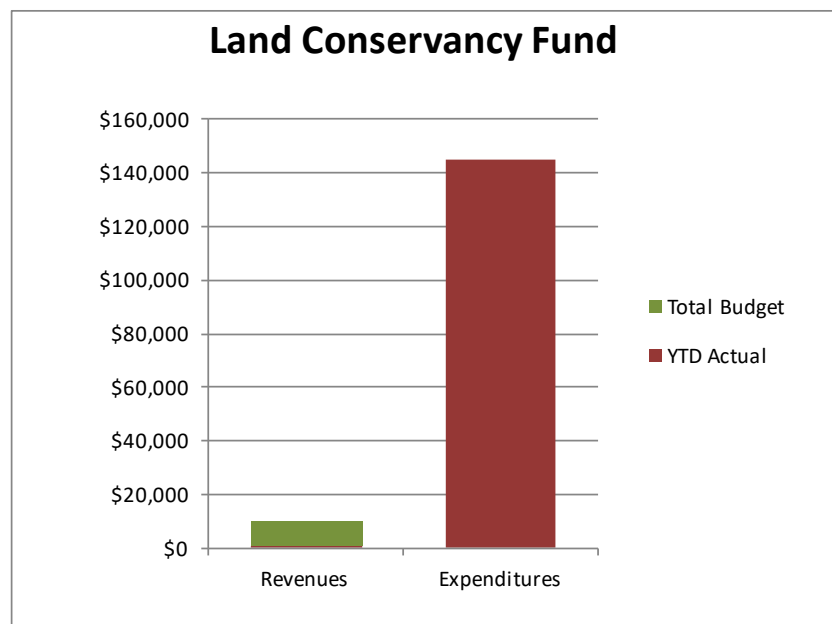
During the first eleven months of the fiscal year, the fund has incurred \$84,711 of the \$116,000 budgeted expenditures.



## **Land Conservancy Fund**

As of March 31, 2022, the fund has received \$740 of revenue out of the \$10,000 budget.

The budgeted expenditures of \$145,000 are transfers to the General Fund (\$45,000), and Parking Fund (\$100,000).

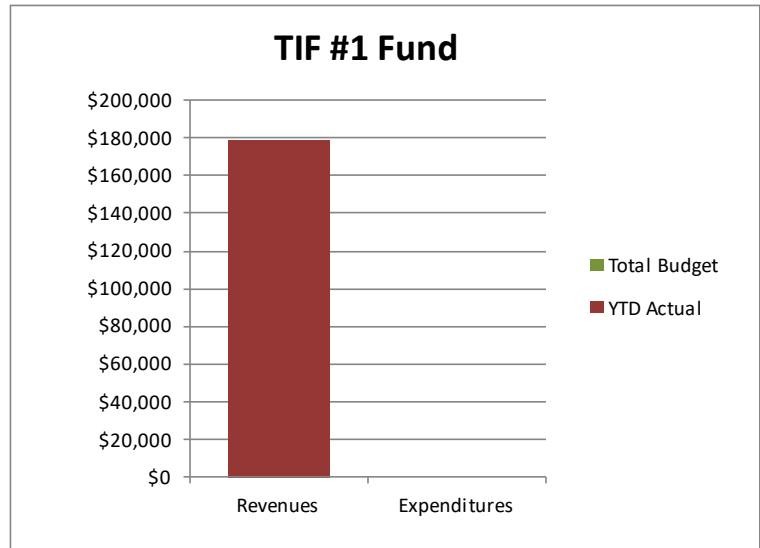


**TIF Funds I & II:**

**TIF Fund #1**

The TIF Fund #1 has a total revenue budget of \$178,487 a portion of the budget being property tax revenue (\$75,000). To date \$89,965 of property tax revenue has been received from the county. The other budgeted revenue of \$103,487 is a transfer in from the Water & Sanitation Fund.

There is no expenditure budget this year for the TIF #1 Fund.



**TIF Fund #2**

The TIF Fund #2 has a total revenue budget of \$27,500. During the fiscal year, the Village has collected \$31,079 of the budgeted TIF property tax increment.

As of March 31, 2022, there has not been any expenditures out of the \$57,800 budget.

